

2024 STATE OF THE COUNTY

Presented by the Carbon Chamber & Economic Development Corporation

Economic Development Update

BRENDA SACCO

**DIRECTOR OF ECONOMIC DEVELOPMENT, CARBON
CHAMBER & ECONOMIC DEVELOPMENT
CORPORATION**

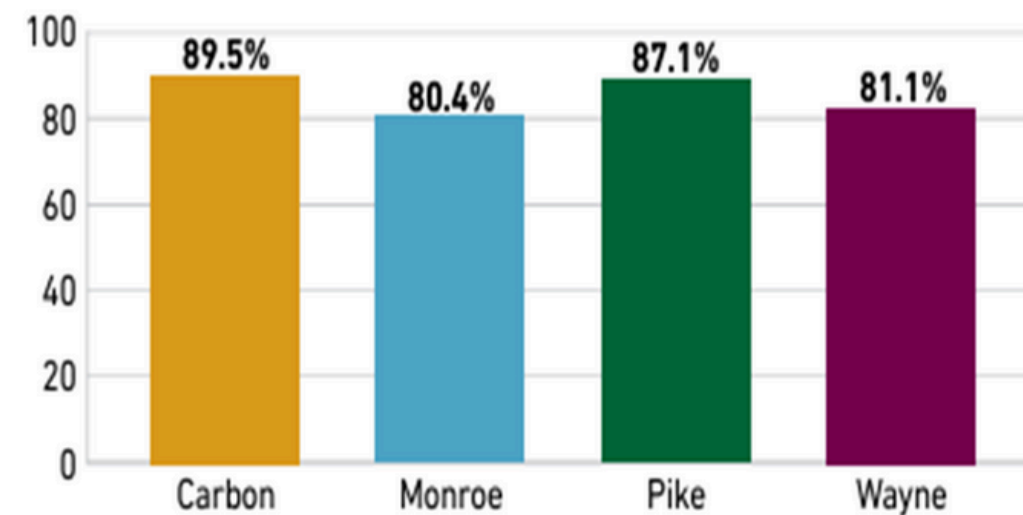
 **CARBON CHAMBER**
& Economic Development

 **The Chamber**
GREATER LEHIGH VALLEY CHAMBER OF COMMERCE

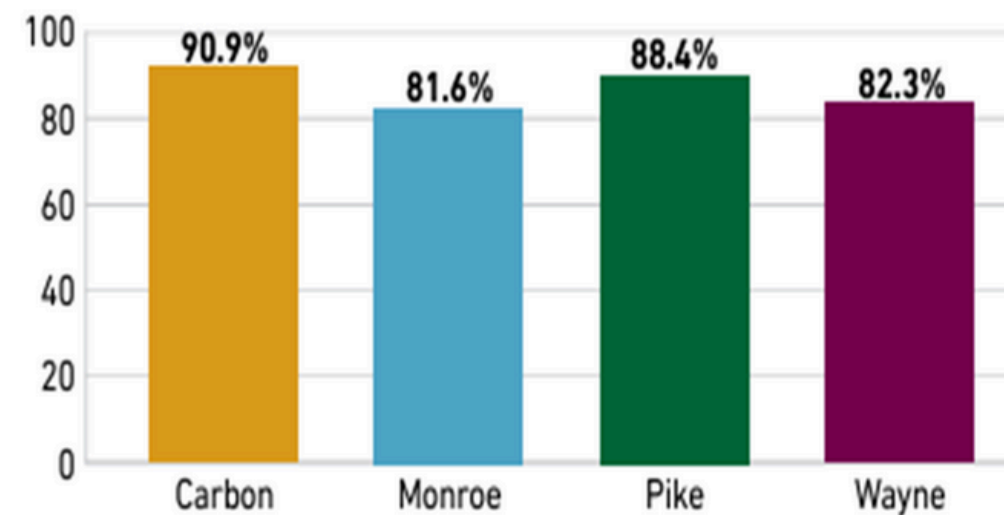
ECONOMIC INDICATORS: POCONOS

Income & Wages: Per Capita Personal Income (PCPI)

PCPI AS % OF US (2022)



PCPI AS % OF PA (2022)



PER CAPITA PERSONAL INCOME

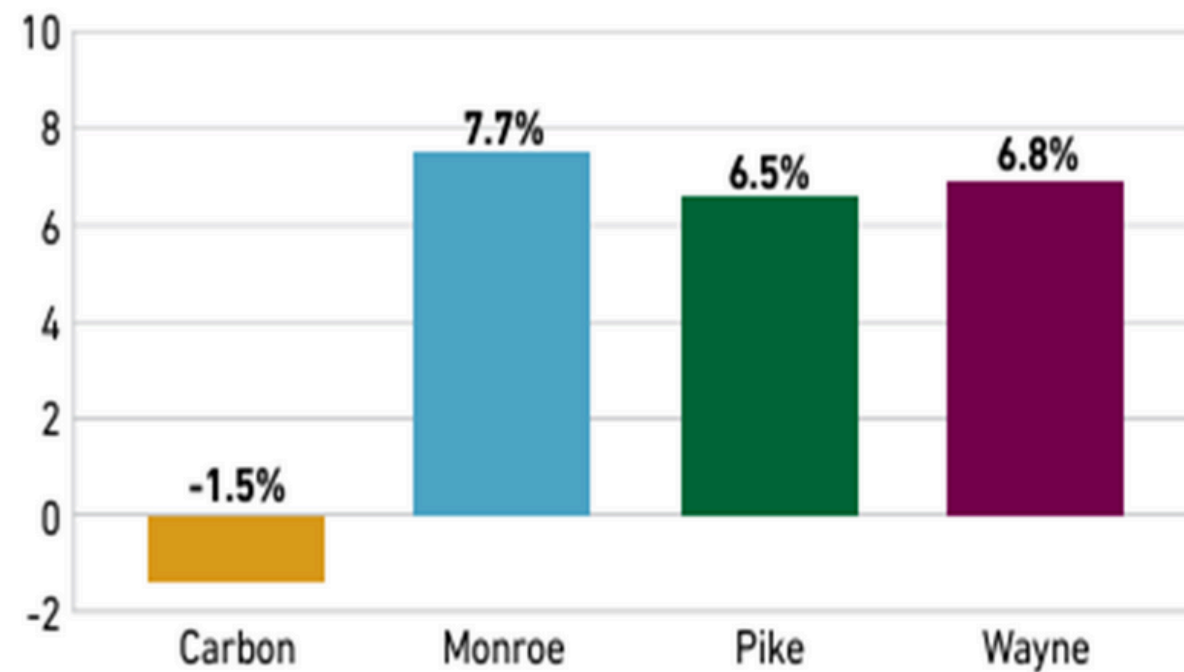
	2022
US	\$65,470
PA	\$64,506
Poconos	\$54,588
Carbon	\$58,626
Monroe	\$52,643
Pike	\$57,028
Wayne	\$53,076

Source: Bureau of Economic Analysis

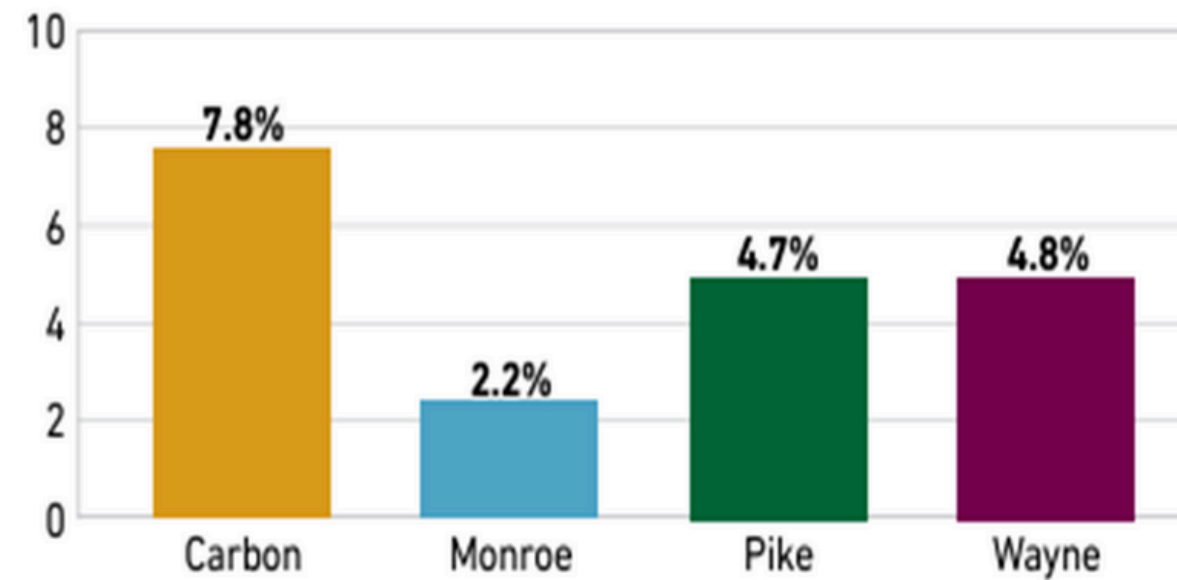
ECONOMIC INDICATORS: POCONOS

Income & Wages: Per Capita Personal Income (PCPI)

PCPI GROWTH (2020-2022)



GROWTH IN AVERAGE EARNINGS PER JOB (2020-2022)



PER CAPITA PERSONAL INCOME

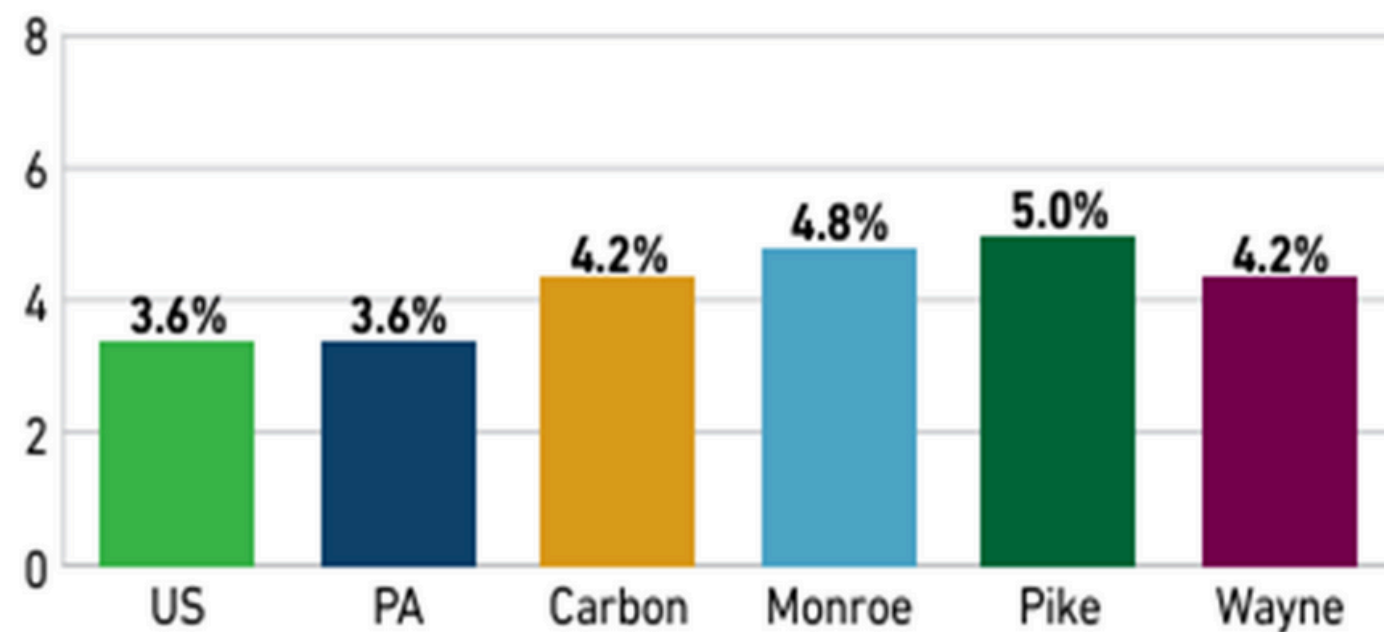
	2020	2022
US	\$59,153	\$65,470
PA	\$60,320	\$64,506
Poconos	\$51,802	\$54,588
Carbon	\$59,495	\$58,626
Monroe	\$48,872	\$52,643
Pike	\$53,568	\$57,028
Wayne	\$49,683	\$53,076

Source: Bureau of Economic Analysis

ECONOMIC INDICATORS: POCONOS

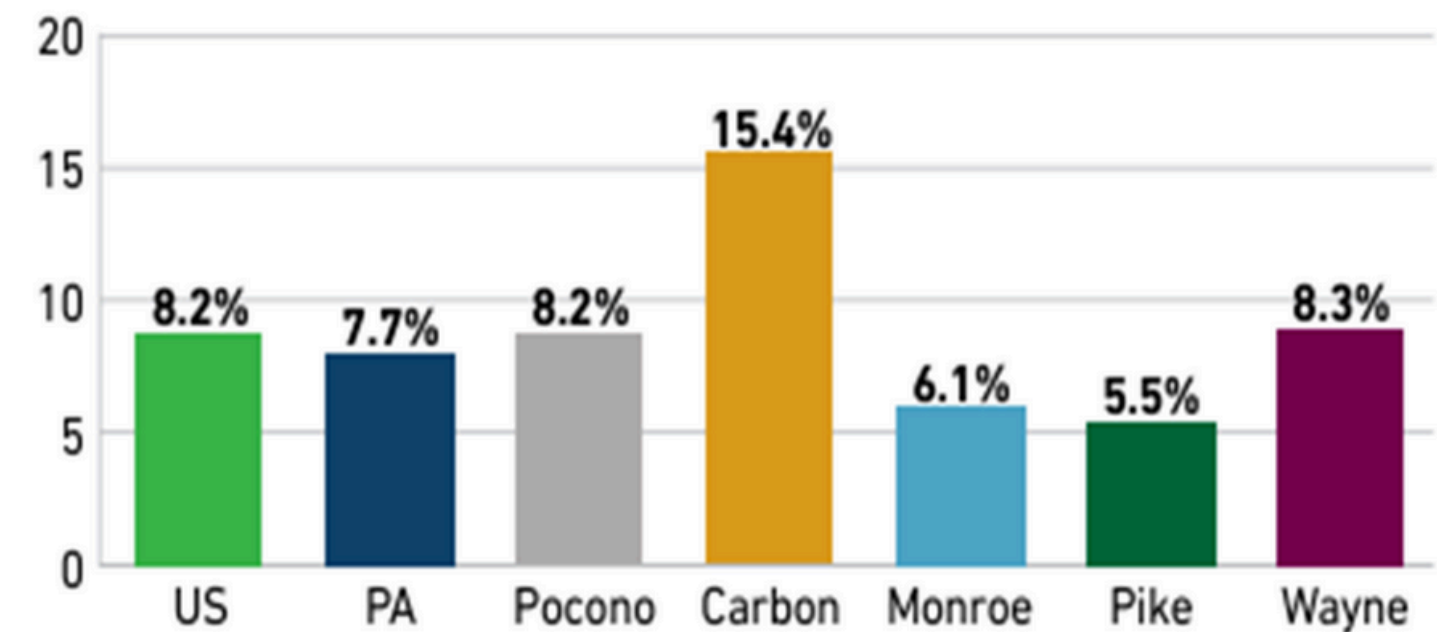
EMPLOYMENT

ANNUAL NOT SEASONALLY ADJUSTED UNEMPLOYMENT RATES (2023)



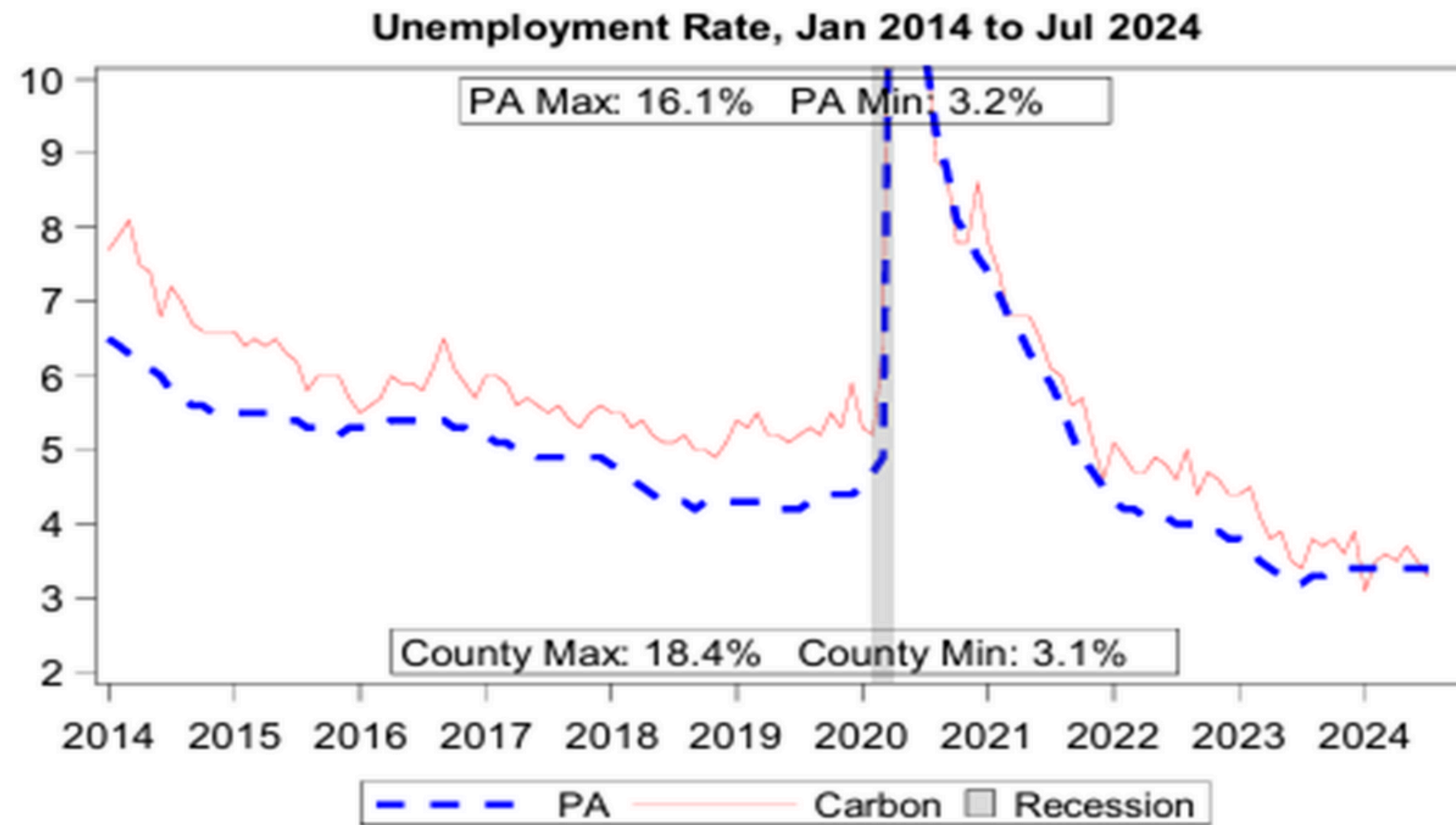
BUSINESS CLIMATE

PROPRIETOR'S INCOME AS A PERCENT OF PERSONAL INCOME (2022)



Source: Bureau of Labor Statistics

ECONOMIC INDICATORS: CARBON COUNTY



ECONOMIC INDICATORS: POCONOS

LIVING WAGES IN 2023 DOLLARS

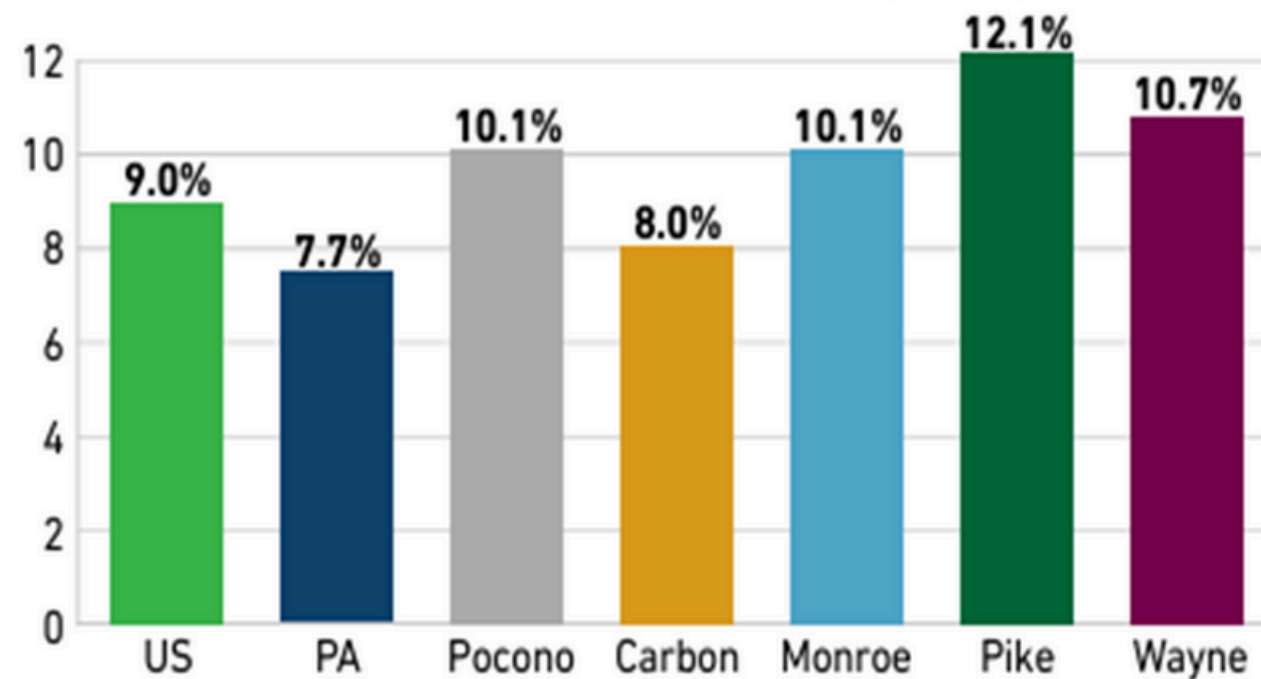
	1 Adult, 0 Children	Family of 4 (2 working adults, 2 children)
Pennsylvania	\$21.95	\$27.70
Pocono Region	\$22.91	\$27.30
Carbon	\$20.65	\$25.04
Monroe	\$23.82	\$28.06
Pike	\$24.96	\$29.04
Wayne	\$20.44	\$25.70

Source: Massachusetts Institute of Technology, Living Wage Calculator

ECONOMIC INDICATORS: POCONOS

ARTS, ENTERTAINMENT AND RECREATION

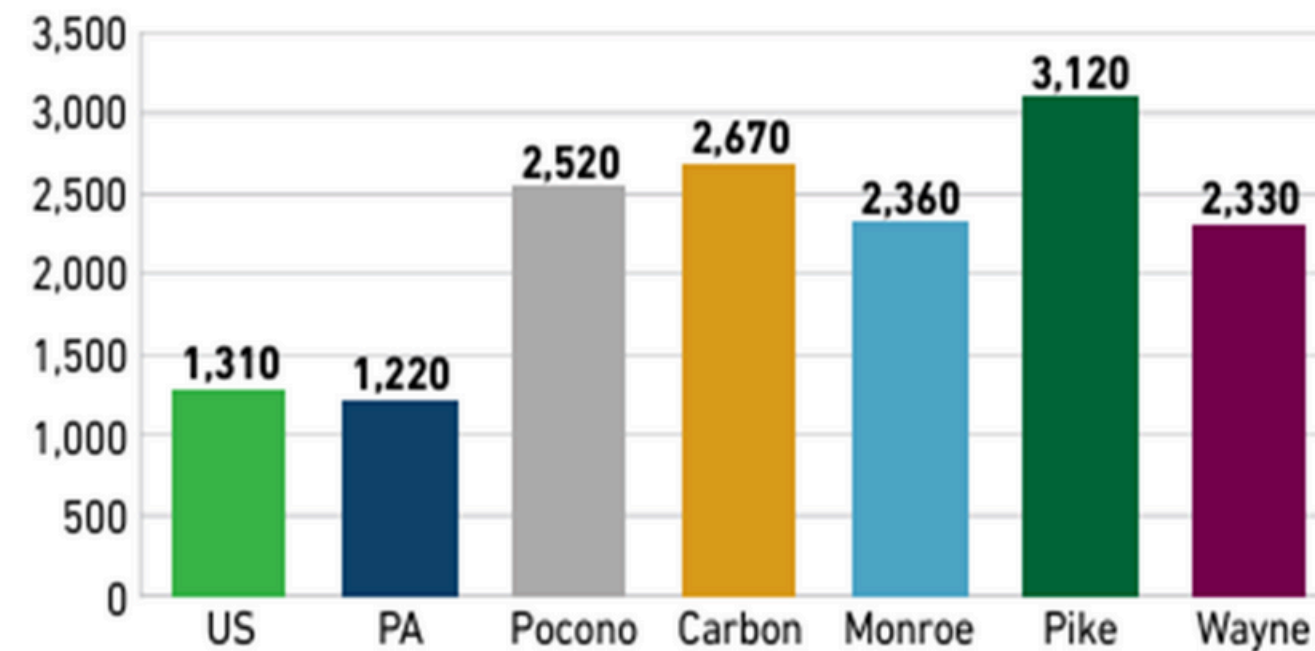
ARTS, ENTERTAINMENT AND RECREATION AS A PERCENT OF TOTAL EMPLOYMENT (2022)



Note: Data are from the Quarterly Census of Employment and Wages (QCEW) and are based on private ownership.

HEALTHCARE

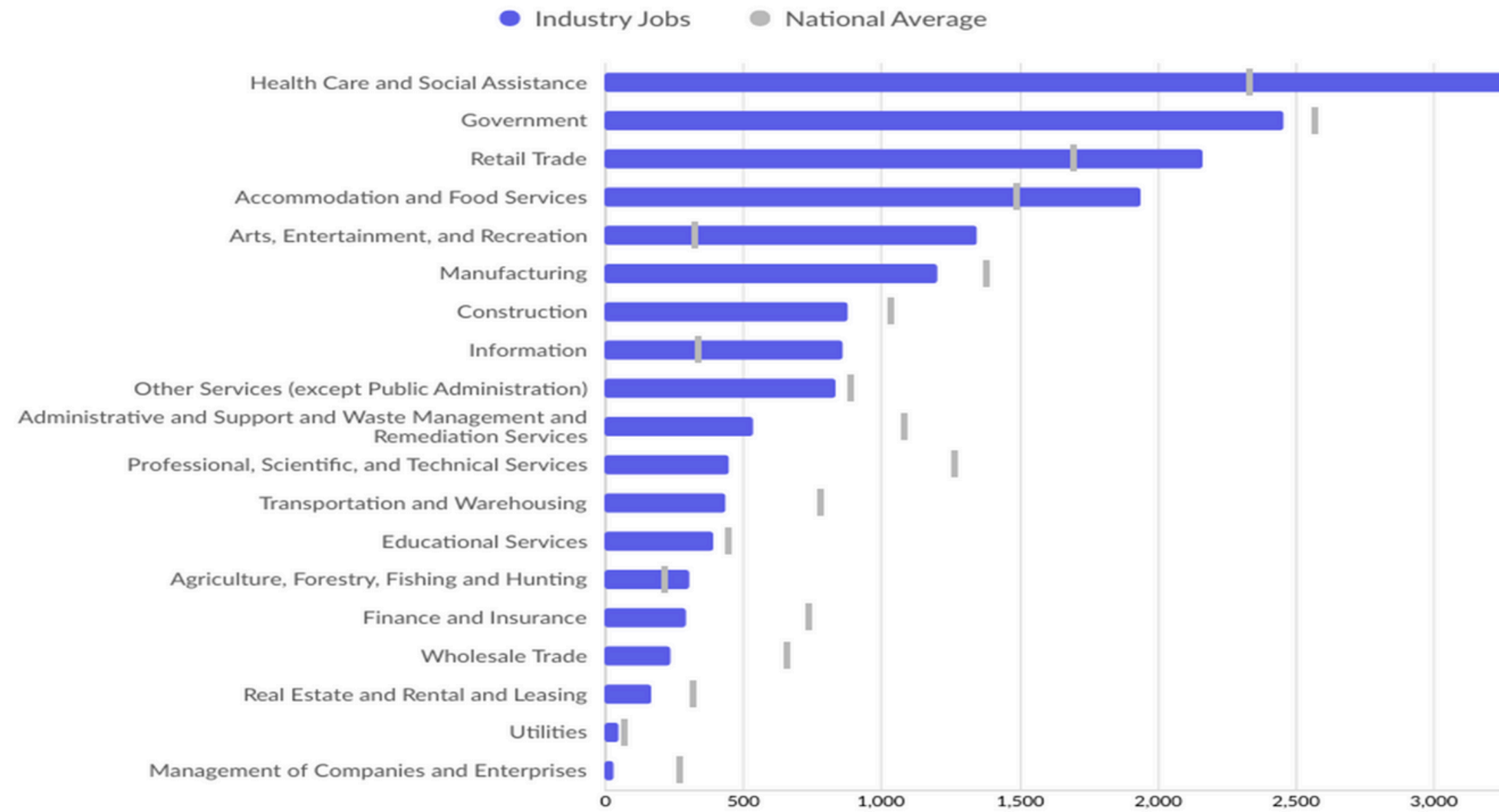
RATIO OF POPULATION TO 1 PRIMARY CARE PHYSICIAN (DESIRE TO BE LOWEST) (2020)



Source: County Health Rankings & Roadmaps

ECONOMIC INDICATORS: CARBON COUNTY

Largest Industries



ECONOMIC INDICATORS: CARBON COUNTY

Carbon County Top 25 Employers 1st Quarter 2024

Source: Quarterly Census of
Employment and Wages



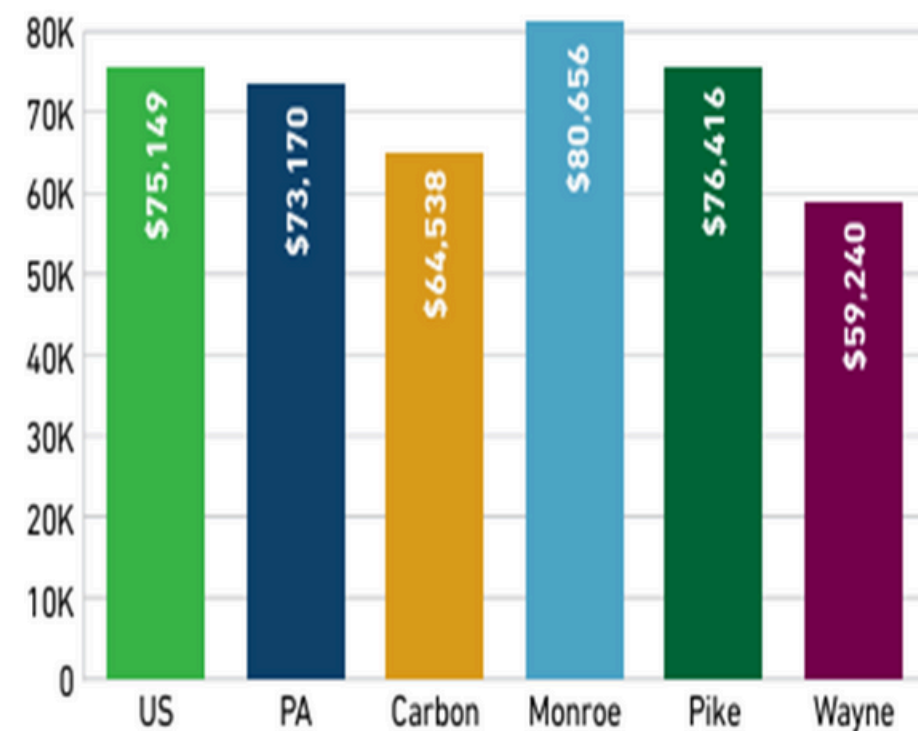
Rank	Employer
1	Blue Mountain Resort
2	Saint Luke's Hospital
3	VR US Holdings Inc
4	Lehigh Valley Hospital Center
5	Wal-Mart Associates Inc
6	Carbon County
7	Behavioral Health Associates
8	Lehighon Area School District
9	Palmerton Area School District
10	State Government
11	Jim Thorpe Area School District
12	Little Leaf Pa LLC
13	Blue Ridge Cable Technologies Inc
14	PenTeleData Limited Partnership I
15	Panther Valley School District

Rank	Employer
16	Forest Hills Rehabilitation & Healt
17	Giant Food Stores LLC
18	Blue Ridge Pressure Castings
19	Lowe's Home Centers LLC
20	Mahoning Valley Nursing & Rehab Center
21	Saint Luke's Physician Group Inc
22	Bayada Home Health Care, Inc
23	Weatherly Area School District
24	SCH USA LLC
25	The Times News LLC

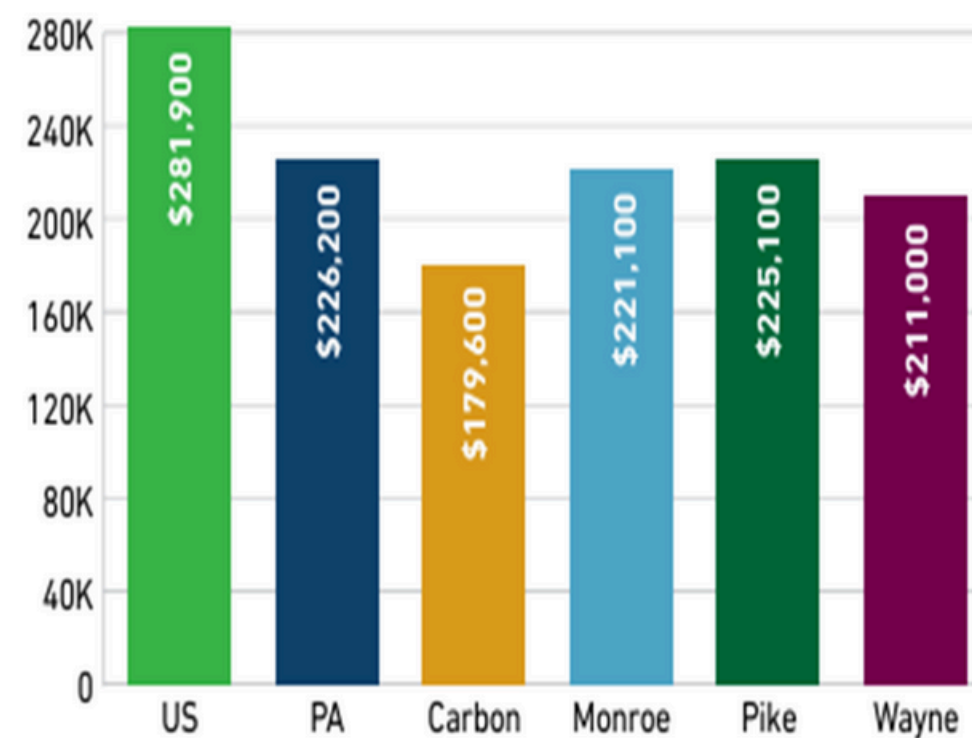
ECONOMIC INDICATORS: POCONOS

Housing

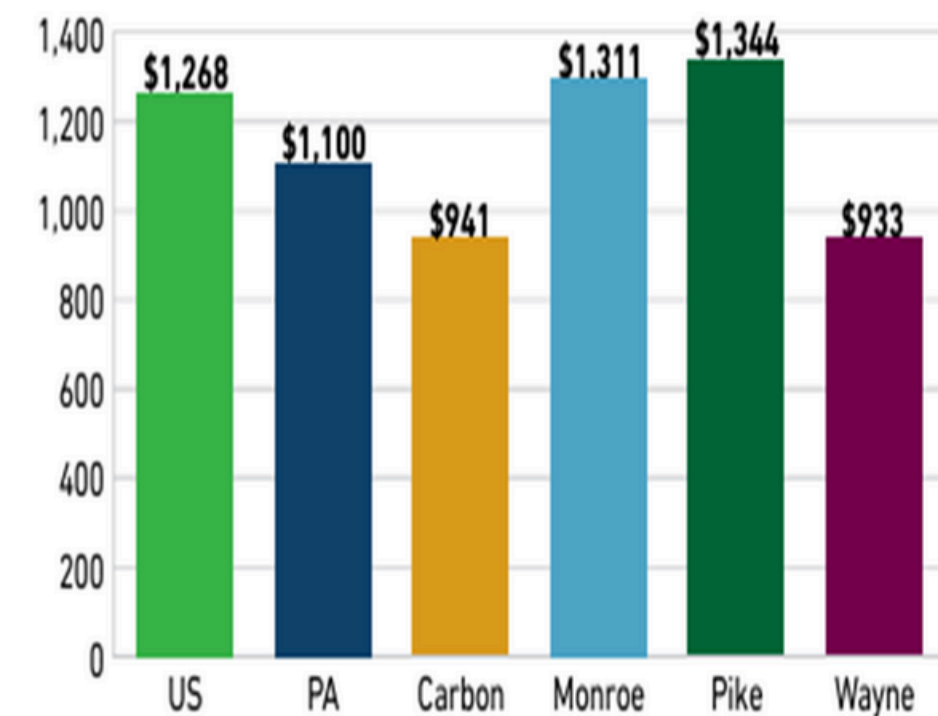
MEDIAN HOUSEHOLD INCOME (2022)



MEDIAN HOUSING VALUE (2022)



MEDIAN GROSS RENT (MONTHLY) (2022)

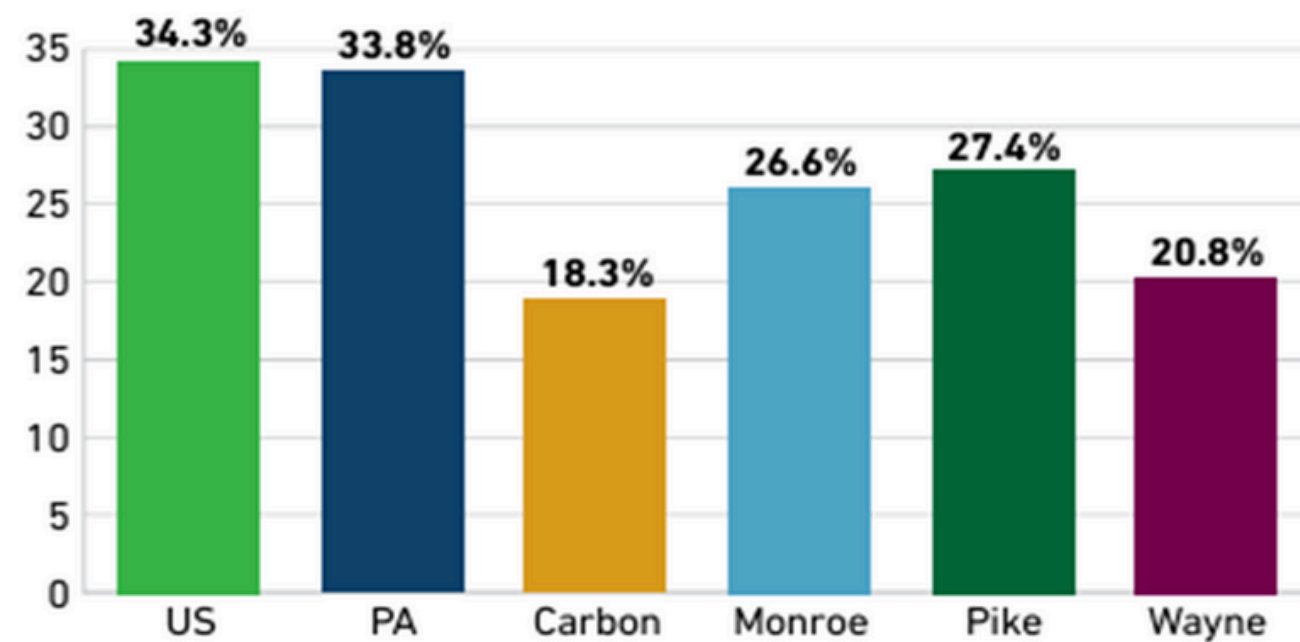


Source: US Census Bureau, American Community Survey (5-year average)

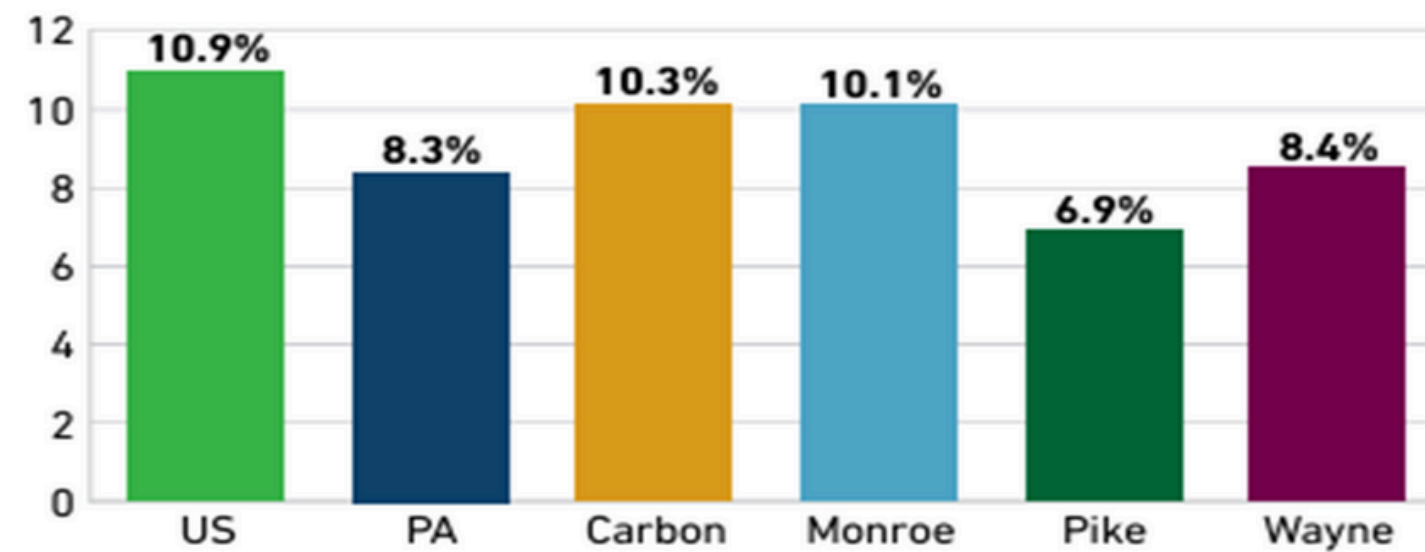
ECONOMIC INDICATORS: POCONOS

Education

PERCENT OF POPULATION 25 YEARS AND OVER WITH A BACHELOR'S DEGREE OR HIGHER (2022)



PERCENT OF POPULATION 25 YEARS AND OVER WITH NO HIGH SCHOOL DEGREE OR EQUIVALENCY DEGREE (2022)



Source: US Census Bureau, American Community Survey (5-year average)

ECONOMIC DEVELOPMENT

Our mission : Promote economic prosperity, by providing...

- **Company relocation and set up**
- **Dozens of financing and loan programs to help you retain and expand your business**
- **Site location assistance**
- **Access to state, county and municipal governments, combined with a wide range of business partners to streamline your relocation or expansion plans**
- **Economic research and workforce development**

GREAT THINGS HAPPENING IN CARBON COUNTY

- **Blueprint Communities designation for the Panther Valley Communities**
- **Carbon County is updating the Comprehensive and Greenways Plan**
- **Lansford Borough Train Station project**
- **Summit Hill Virtual Museum project**
- **Opening of Narrow Valley Sports Complex in Nesquehoning**
- **Opening and future buildout of St Michael's Upscale Lodging & Event Center in Lansford**

STRATEGIC GOALS

- Support the growth and development of existing businesses and attract new businesses and industries.
- Create and retain family sustaining wage jobs.
- Improve the quality of life of the residents.
- Capitalize on the abundant amount of outdoor natural resources.
- Initiate programs that support revitalization of downtowns while supporting small business development and growth.
- Strengthen Local and Regional Partnerships.
- Utilize Economic development tools to stimulate economic growth and enhance the vitality of the County.

TOOLS & STRATEGIES

Utilize Economic development tools to stimulate economic growth and enhance the vitality of the County. “By leveraging these tools effectively, communities can drive economic development, enhance their attractiveness to businesses and investors, and improve the quality of life for their residents.”

- Incentive Programs
- Tax Incentives
- Grant & Development
- Loan Programs

TOOLS & STRATEGIES

- Infrastructure Development
- Business Support Services
- Workforce Development
- Economic Diversification Strategies - Sector Development
- Community Engagement and Development
- Community Revitalization
- Marketing
- Planning and Zoning